



Amber Waves DIVING COMPANY™

Wichita CPR Training
Provided by Amber Waves Diving Company

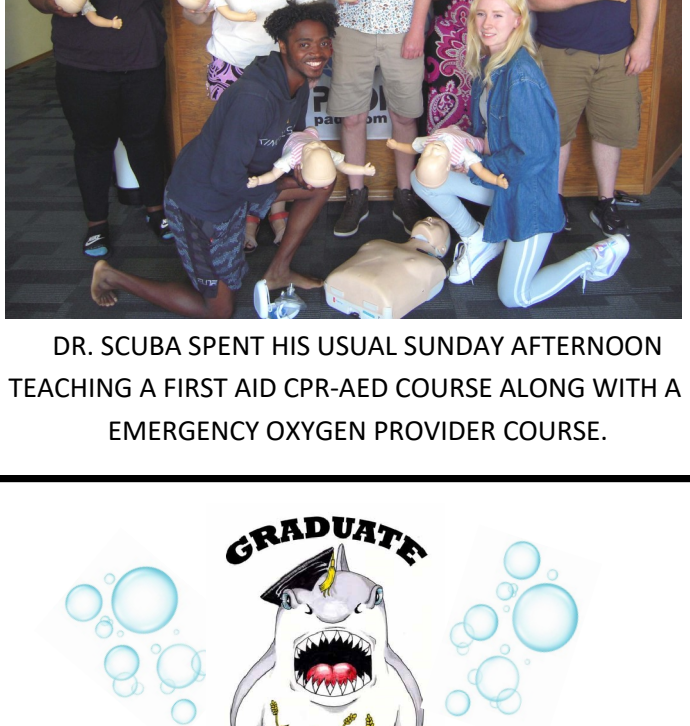
WHERE THE PRAIRIE MEETS THE SEA

To unsubscribe click here

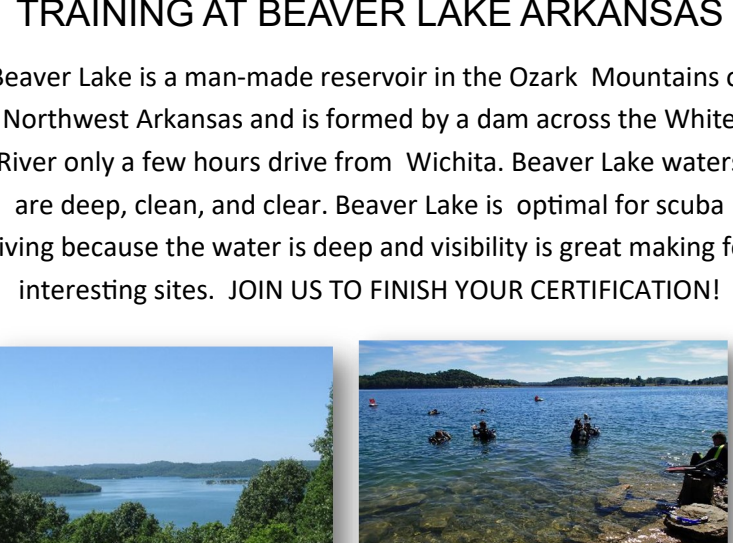
JOHN 3:16



INSTRUCTOR RUSSELL COAD AND GARY HEAD ALONG WITH DIVE MASTER JIM PHILLIPS HELPED TRAIN PADI OPEN WATER DIVERS, SCUBA REFRESHER, AND DISCOVER DIVE STUDENTS. GREAT JOB!!



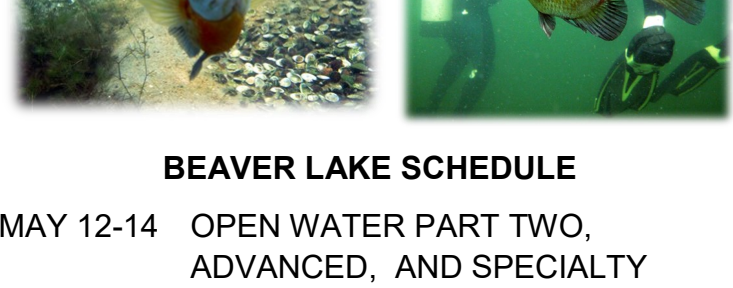
DR. SCUBA SPENT HIS USUAL SUNDAY AFTERNOON TEACHING A FIRST AID CPR-AED COURSE ALONG WITH A N EMERGENCY OXYGEN PROVIDER COURSE.



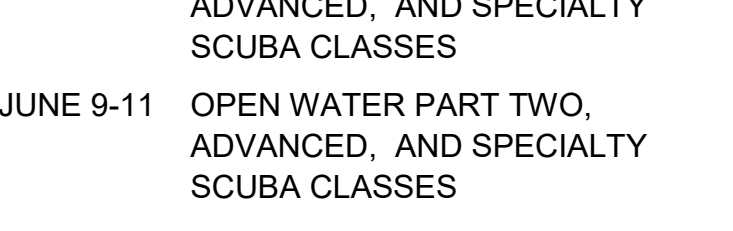
RYAN SNYDER PADI ENRICHED AIR DIVER
GREGORY RODRIGUEZ PADI ENRICHED AIR DIVER

TRAINING AT BEAVER LAKE ARKANSAS

Beaver Lake is a man-made reservoir in the Ozark Mountains of Northwest Arkansas and is formed by a dam across the White River only a few hours drive from Wichita. Beaver Lake waters are deep, clean, and clear. Beaver Lake is optimal for scuba diving because the water is deep and visibility is great making for interesting sites. JOIN US TO FINISH YOUR CERTIFICATION!



COME JOIN US FOR A WEEKEND OF FUN



BEAVER LAKE SCHEDULE

- MAY 12-14 OPEN WATER PART TWO, ADVANCED, AND SPECIALTY SCUBA CLASSES
- MAY 26-28 OPEN WATER PART TWO, ADVANCED, AND SPECIALTY SCUBA CLASSES
- JUNE 9-11 OPEN WATER PART TWO, ADVANCED, AND SPECIALTY SCUBA CLASSES
- JUN 23-25 OPEN WATER PART TWO, ADVANCED, AND SPECIALTY SCUBA CLASSES
- JULY 7-9 OPEN WATER PART TWO, ADVANCED, AND SPECIALTY SCUBA CLASSES
- JULY 21-23 OPEN WATER PART TWO, ADVANCED, AND SPECIALTY SCUBA CLASSES
- AUG 4-6 OPEN WATER PART TWO, ADVANCED, AND SPECIALTY SCUBA CLASSES
- AUG 18-20 OPEN WATER PART TWO, ADVANCED, AND SPECIALTY SCUBA CLASSES
- SEPT 1-3 OPEN WATER PART TWO, ADVANCED, AND SPECIALTY SCUBA CLASSES
- SEPT 15-17 OPEN WATER PART TWO, ADVANCED, AND SPECIALTY SCUBA CLASSES
- SEPT 29-1 OPEN WATER PART TWO, ADVANCED, AND SPECIALTY SCUBA CLASSES
- OCT 13-15 OPEN WATER PART TWO, ADVANCED, AND SPECIALTY SCUBA CLASSES

SIGN UP NOW 316-775-6688

GRADUATE SCHOOL OF SCUBADIVING SCIENCES

SCUBA SCHOOL

- MAY 12-14 OPEN WATER PART TWO CLASS. INCLUDES ADVANCED AND SPECIALTY TRAINING AT BEAVER LAKE.
- MAY 19-21 OPEN WATER PART ONE CLASS
- MAY 20 DISCOVER SCUBA, SCUBA REVIEW COURSE, OR JUST COME AND PLAY
- MAY 21 FIRST AID CLASS
- MAY 26-28 OPEN WATER PART TWO CLASS. INCLUDES ADVANCED AND SPECIALTY TRAINING AT BEAVER LAKE.
- JUNE 2-4 OPEN WATER PART ONE CLASS
- JUNE 3 DISCOVER SCUBA, SCUBA REVIEW COURSE, OR JUST COME AND PLAY
- JUNE 4 FIRST AID CLASS
- JUNE 9-11 OPEN WATER PART TWO CLASS. INCLUDES ADVANCED AND SPECIALTY TRAINING AT BEAVER LAKE.
- JUNE 11 FIRST AID CLASS
- JUNE 16-18 OPEN WATER PART ONE CLASS
- JUNE 17 DISCOVER SCUBA, SCUBA REVIEW COURSE, OR JUST COME AND PLAY
- JUNE 18 FIRST AID CLASS
- JUNE 23-25 OPEN WATER PART TWO CLASS. INCLUDES ADVANCED AND SPECIALTY TRAINING AT BEAVER LAKE.
- JUNE 25 FIRST AID CLASS
- JULY 1-3 OPEN WATER PART ONE CLASS
- JULY 2 DISCOVER SCUBA, SCUBA REVIEW COURSE, OR JUST COME AND PLAY
- JULY 3 FIRST AID CLASS
- JULY 7-9 OPEN WATER PART TWO CLASS. INCLUDES ADVANCED AND SPECIALTY TRAINING AT BEAVER LAKE.

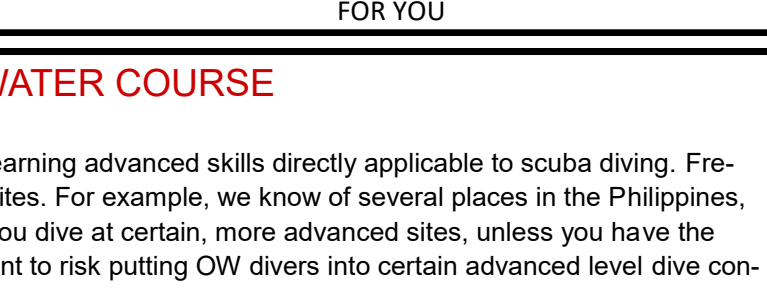
MAKE EVERY WEEKEND A DIVE WEEKEND

HAVE YOU FINISHED YOUR SCUBA CERTIFICATION? SCUBA SEASON BEGINS!!!!

WE ARE NOW SCHEDULING FOR BEAVER LAKE. IF YOU NEED TO FINISH YOUR OPEN WATER CERTIFICATION OR ARE INTERESTED IN YOUR ADVANCED OR ANY SPECIALTY CERTIFICATION "SIGN UP" NOW." CALL OR COME BY TO GET YOUR SPOT(S) RESERVED. 316-775-6688

AMBER WAVES DIVING REPAIR CENTER

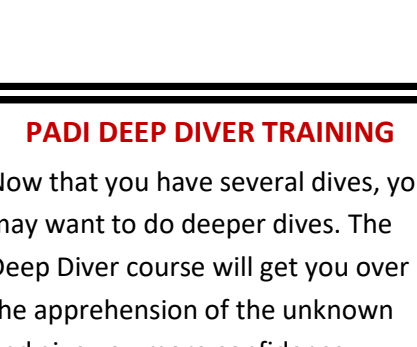
Properly functioning gear is crucial
Your safety depends on it. That's why we are the best technicians in the business to service your gear.
What to expect
We are certified technicians that always follow manufacturer guidelines. Conscientious and thorough, we examine every part of your gear. We're always on the lookout for wear and corrosion, immediately swapping out anything worn or damaged. We want your next dive to be your best dive!



ENRICHED AIR CLASS WE CUSTOMIZE THE SCHEDULE JUST FOR YOU

ADVANCED OPEN WATER COURSE

The Advanced Open Water Diver Course (AOW) is the next step in learning advanced skills directly applicable to scuba diving. Frequently, an AOW card is just the ticket to diving at a variety of more sites. For example, we know of several places in the Philippines, Malaysia, Australia, and some wreck sites in Florida who will not let you dive at certain, more advanced sites, unless you have the AOW or above certification. The reason is that the operators don't want to risk putting OW divers into certain advanced level dive conditions such as currents or deep, blue water, environments. They know that PADI AOW certified divers have the skills and experience necessary for such sites.



There are a total of 5 dives necessary to complete the course. The required 2 Core dives are Deep and Underwater Navigation. You can choose the remaining 3 Adventure Dives. This course is for newly certified divers as well as divers with more experience who wish to expand their knowledge and practical skills. Also, if you don't have enough time to complete the full AOW course, the Adventure Diver rating is awarded after completion after any 3 Adventure Dives.

Why should you take the Advanced Open Water Course?

Open Water Divers have learned the basics, the "how" of diving. After a few dives, there is a need to expand that long knowledge and learn practical skills which can increase your enjoyment of diving. Ever surface far away from the boat and have a dive surface swim back? With the Navigation journey, you will learn how to prevent that situation, using compass as well as natural navigational aids to assist in your underwater journey. For deep diving, there are special concerns, and as an Open Water Diver, you are certified to dive 18 meters/60 feet. After completing the AOW course, that level is extended to 30 meters/100 feet.



If you really want to advance your skills and be more comfortable in the water, taking this course is the way to do it. We have openings for the Beaver lake trip. Give us a call and schedule your course today!

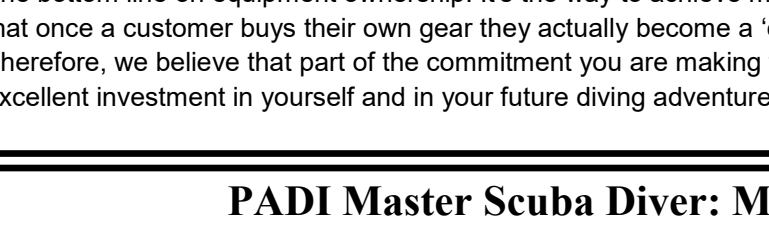
Why should you take the Advanced Open Water Course?

Open Water Divers have learned the basics, the "how" of diving. After a few dives, there is a need to expand that long knowledge and learn practical skills which can increase your enjoyment of diving. Ever surface far away from the boat and have a dive surface swim back? With the Navigation journey, you will learn how to prevent that situation, using compass as well as natural navigational aids to assist in your underwater journey. For deep diving, there are special concerns, and as an Open Water Diver, you are certified to dive 18 meters/60 feet. After completing the AOW course, that level is extended to 30 meters/100 feet.

PADI DEEP DIVER TRAINING

Now that you have several dives, you may want to do deeper dives. The Deep Diver course will get you over the apprehension of the unknown and give you more confidence through knowledge and experience.

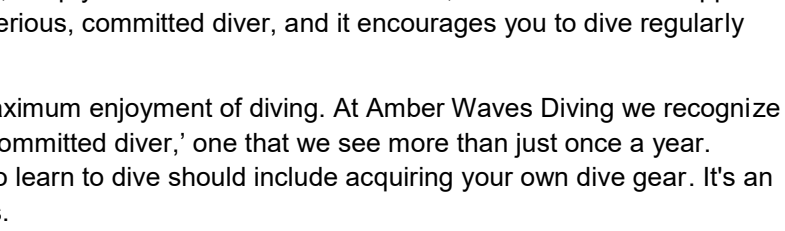
The purpose of the PADI Deep Diver Specialty Course is to familiarize divers with the skills, knowledge, planning, and organization, procedures, techniques, problems, hazards and enjoyment of diving between the depths of 60 feet to 130 feet. The Deep Diver specialty course is intended to serve as a safe, supervised introduction to deeper diving within the limits of recreational scuba diving.



NIGHT DIVER

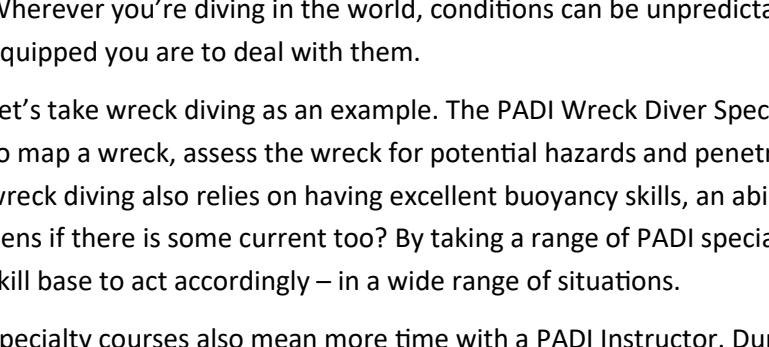
Who should take this course?

The thought of dipping below the surface at night seems mysterious, yet so alluring. Although you've been scuba diving at a site many times before, at night you drop into a whole new world and watch it come to life under the glow of your dive light. The scene changes as day creatures retire and nocturnal organisms emerge. If you've wondered what happens underwater after the sun goes down, sign up for the PADI Night Diver Specialty course.



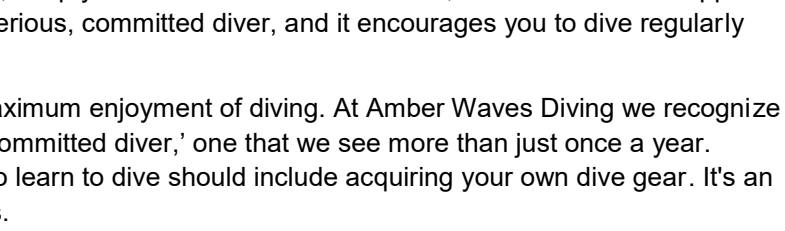
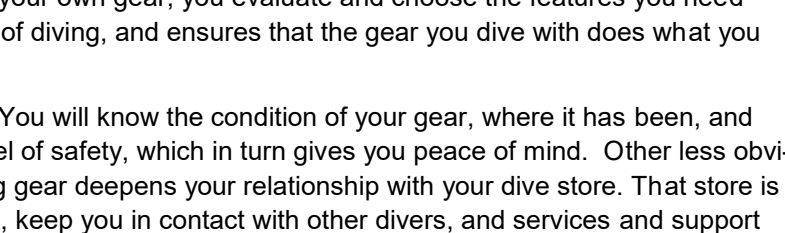
SCUBA INSTRUCTOR AND DIVE MASTER CLASSES ARE NOW FORMING

CALL 316-775-6688 FOR INFORMATION



PADI Peak Performance Buoyancy Specialty Course

One's all seen those divers. You know – the ones who seem to move through the water without the slightest effort. Those scuba divers are neutrally buoyant, which means they don't sink or float while diving. Achieving neutral buoyancy is no easy feat, which is why divers who have mastered the skill stand apart from the others. If you want to become neutrally buoyant and become a better scuba diver, take the PADI Peak Performance Buoyancy specialty course.



WHY BUY GEAR?

Whether an item of dive gear is considered essential or desirable, each was conceived and developed to satisfy a definite need and perform a specific function. From regulator to gauges, mask to fins, and buoyancy compensator to wet suit, recreational scuba equipment is purposeful, interesting to use, and a big contributor to the overall fascination and attraction of diving. Acquiring your own dive equipment is a major factor in the enjoyment of the sport. Sure, you can rent gear at many dive destinations, but do you really want to rely on the availability of much-used rental equipment for your personal safety and enjoyment of diving?

Owning your own dive gear has many advantages. As a beginning Open Water certification student, you can speed your learning curve and progress quickly into the open-water environment by purchasing and using a basic dive equipment package: regulator and BC in addition to mask, snorkel, and fins. Learning how to submerge involves a lot more than learning how to breathe through a regulator underwater. You learn the art of buoyancy control, the subtleties of swimming and streamlining, and a host of other skills. Acquiring these skills quickly and comfortably has a lot to do with the equipment you use in training. If the BC is too small, you will struggle with it, which interferes with your learning. Fit and comfort are the prime criteria in selecting most items of dive gear, and in achieving maximum safety and pleasure underwater. Owning your own gear is the best way to ensure that your gear fits correctly and comfortably.

Even if loaner or rental equipment fits well, it may not be right for you because of particular features — or lack of them. Features are what distinguish one item of dive gear from another. When you buy your own gear, you evaluate and choose the features you need and appreciate. The process is fun, adds greatly to your knowledge of diving, and ensures that the gear you dive with does what you want it to, the way you want it to.

You will know how to operate it properly and care for it responsibly. You will know the condition of your gear, where it has been, and who has been using it. That familiarity contributes to the highest level of safety, which in turn gives you peace of mind. Other less obvious but still important benefits accrue from owning dive gear. Buying gear deepens your relationship with your dive store. That store is your equipment to diving. We offer training opportunities, arranges trips, keep you in contact with other divers, and services and support your equipment. Having your own equipment also marks you as a serious, committed diver, and it encourages you to dive regularly and stay involved in the sport.

The bottom line on equipment ownership: It's the way to achieve maximum enjoyment of diving. At Amber Waves Diving we recognize that once a customer buys their own gear they actually become a 'committed diver,' one that we see more than just once a year. Therefore, we believe that part of the commitment you are making to learn to dive should include acquiring your own dive gear. It's an excellent investment in yourself and in your future diving adventures.

PADI Master Scuba Diver: More Than Just Bragging Rights

The PADI Master Scuba Diver (MSD) rating is considered the highest recreational diving level and is often referred to as the "Black Belt" of scuba diving. PADI Rescue Divers who have also completed 5 individual PADI Specialty Courses can apply for their MSD rating.

Some people take on the challenge just for the rating.

Are 5 Specialty Courses necessary: For the certification? Yes. To broaden your knowledge and skills as a diver? Absolutely!

Whenever you're around them, conditions can be unpredictable and the more skills and knowledge you have, the better equipped you are to deal with them.

Let's take wreck diving as an example. The PADI Wreck Diver Specialty consists of 4 wreck dives and will give you the necessary skills to map a wreck, assess the wreck for potential hazards and penetration points and you'll learn how to safely enter a wreck. However, wreck diving also relies on having excellent buoyancy skills, an ability to navigate and deal with low light conditions and what happens if there is some current too? By taking a range of PADI specialties you'll start to see how they overlap and you'll have a broader skill base to act accordingly – in a wide range of situations.

Specialty courses also mean more time with a PADI Instructor. During your PADI training you'll learn more from your instructor than just the content of the course – whether it's just noticing how they use different finning techniques during your drift dives, or watching how regular their breathing bubbles are during a photography course, you'll be absorbing knowledge every fin kick of the way!

Achieving your MSD rating exposes you to at least 5 different diving conditions which you otherwise may not have had the confidence to approach. Diving in different environments is all part of the learning curve and your diving education.

Knowing that you have a broad toolkit of tips and techniques will also give you increased confidence both in and out of the water. You'll find you're more comfortable during your dives and ultimately enjoy them even more.

During your PADI Rescue diver course you'll learn more about minimizing the risk of an accident by carefully assessing situations. During your specialty courses you'll also learn more about assessing conditions for safety, whether it's deciding whether or not to dive a wreck, drift dive or night dive. Your ability to make the right decisions will become stronger and you'll have the confidence to speak up.

It's worth noting that the PADI Master Scuba Diver and PADI Divemaster are two very different courses. The PADI Divemaster is the first level for those who want to become a professional diver and the focus is on looking after other divers and assisting PADI Instructors during PADI courses. You can read more about the differences between these two courses here.

If you want to develop your own skills, become the best diver you can be and are not interested in a career in diving just yet (or at all) then PADI Specialty courses and the Master Scuba Diver Certification are a great route for you to take.

The MSD certification is in recognition of at least 5 Specialties which show you have a much wider skill set than a Rescue Diver, however – it's not a limit!

There are currently over 20 different PADI Specialty courses to choose from as well as numerous Distinctive Specialties. After you've reached MSD level, you can continue taking PADI Specialties to keep expanding your skills, and exploring new areas. Remember that you get back from diving what you put in and taking on new challenges is incredibly rewarding.

So is Master Scuba Diver your next challenge? Come see us at Amber Waves diving and start your adventure. And if you just want a black belt and bragging rights? Well, that works too! but for others it's about more than that.

AQUA LUNG

Aqua Lung Leg3nd Regulator
Aqua Lung
EVERYTHING YOU'D EVER WANT IN A REGULATOR

\$879.00

Scubapro MK11/C370 Regulator

The Mk11 First Stage Regulator is the perfect choice for the recreational diver who wants the advantage of a diaphragm first stage for use in temperate waters.

PRICED RIGHT AT \$639.00